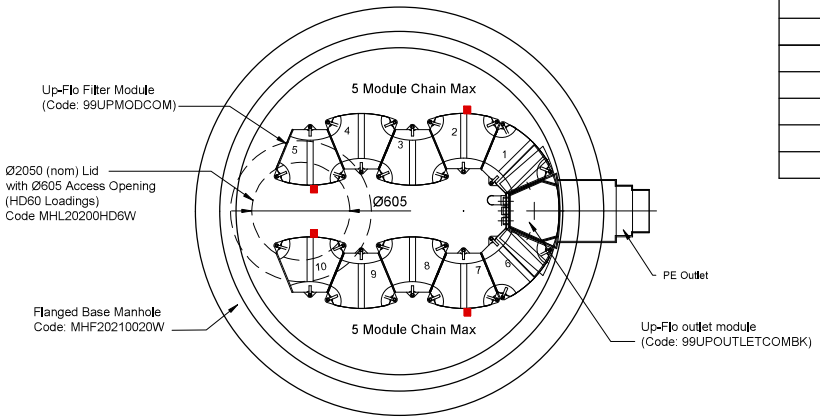

Plan View

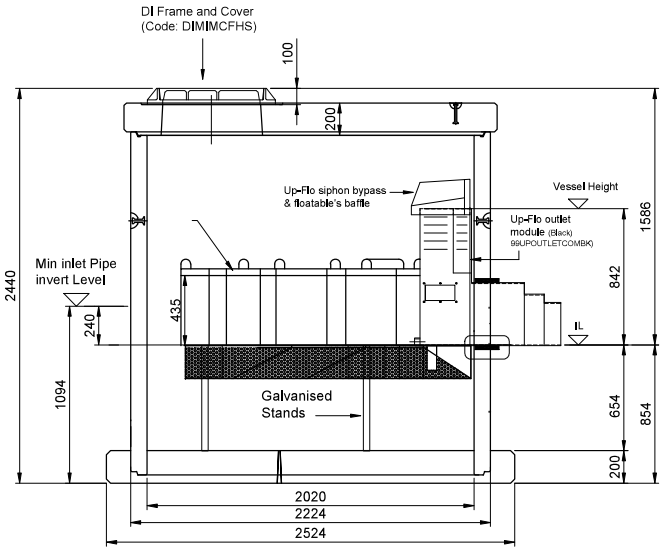

A Section
Scale: N.T.S

Up to 10 Module option

1 No Modules (✓ Tick option)	DESCRIPTION - MATERIAL	CODE	UNIT WEIGHT (T)	
	Ø2020mm FB Up-Flo Filter			
☐	with 9 modules		6.307	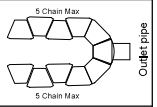
☐	with 10 modules		6.3201	
2	Lid			
	Lid 200mm Thk , Ø605mm opening- HD60	MHL20200HD6W	1.979	☑
3	Streetware			
	Ductile Iron Cover & Frame Ø600mm	DIMHMCFHS	0.058	☑

* PLEASE TICK THE NUMBER OF MODULES REQUIRED.

* STANDARD MODULE LOCATIONS ARE INDICTED ABOVE IF THE LOCATION OF THE MODULES IS IMPORTANT, PLEASE USE THE ABOVE LOCATION INDICATOR TO SELECT YOUR PREFERENCE.

NOTE:

1. The Up-Flo Filter can contain 9 to 10 modules. The invert level of optional inlet/s can be a minimum of 240mm above the invert level of the outlet pipe. Inlet pipework is installed by the contractor on site.
2. The standard PE outlet pipe provides the following optional outside diameters: 389mm / 318mm / 267mm. The contractor simply trims the outlet back to the size required.
3. Some dimensions could change to accommodate a site constraint situation. Please contact Hynds for technical assistance.
4. The orientation and elevation of the inlet pipe can be adjusted to suit site requirements. Refer to the site plan for orientation.
5. If the outlet invert depth to the ground level is >1586mm, the contractor will need to provide an appropriate riser to suit the on-site requirements.
6. The unit includes an Ø2020 x 2100mmH flanged based manhole chamber,200mm thick concrete lid and a 605Ø ductile iron cover & frame is Hynds standard supply throughout NZ. Concrete lid designed to HD60 Vehicle Loads
7. If the Up-Flo is installed in an offline configuration and is connecting to a weir chamber - please note that the weir panel height within the weir chamber must match the height of the UpFlo outlet "Vessel Height" as shown on drawing. Height between invert of outlet stub to Vessel Height is 842mm

I AUTHORISE **HYNDS PIPES SYSTEMS LTD** TO PROCEED WITH THE MANUFACTURING OF THIS PRODUCT SPECIAL AS DETAILED ABOVE.
I ACKNOWLEDGE THAT ANY SPECIALS, ONCE MANUFACTURED, ARE DEEMED TO BE MY (CUSTOMERS) PROPERTY & ARE NON REFUNDABLE. PLEASE NOTE COSTS ARISING FROM CHANGES REQUESTED AFTER SIGNING THIS DRAWING WILL BE BORNE BY THE CUSTOMER.

NAME :- ..... SIGNATURE :- .....

DATE :- .....

NOTES:

MATERIALS

VOL (m^3/unit) =	N/A
WT (ton/unit) =	See Table
CODE =	See Table

REVISIONS

REV #:	REVISION DESCRIPTION:	DATE:	DRAWN:
A	Issued For Approval	17 April 2020	G.H
1	Issued For Construction	21 April 2020	GH
----	----	----	----
----	----	----	----
----	----	----	----
----	----	----	----
----	----	----	----

PO Box 58142, Botany, Auckland, 2163
Tel: 09-274 0316
Fax: 09-272 7485
email: technicalservices@hynds.co.nz

©2019 HYNDS PIPE SYSTEMS LTD
This drawing is the property of Hynds Pipe Systems Limited. Not to be disclosed to any other person without permission from Hynds Pipe Systems Limited. It is submitted for use only in connection with proposals and contracts of Hynds Pipe Systems Limited upon the express condition that it is not to be reproduced or copied in any form. Data to be used only with reference to products manufactured and supplied by Hynds Pipe Systems Limited.

ISO 9001 CERTIFIED MANAGEMENT SYSTEM

PROJECT DESCRIPTION:
Hynds Pipes Systems Limited
Up-Flo 9 To 10 Module (PDEP)
Standard Drawing

SERVICE DETAIL:
Up-Flo Filter Ø2020x2100mm FB (PDEP)
9 to 10 Modules
FB2020x2100mm (No Holes)
General Arrangement

REFERENCE/QUOTE NUMBER:	25948	
DRAWN: G.H SIGNATURE:	DESIGN: G.H SIGNATURE:	CHECKED: SIGNATURE:
SCALE: As Shown PAPER SIZE: A3	Note: Do not scale drawing if in doubt **ASK!!!**	DATE: 4-Jun-20
DRAWING NUMBER: T7646- GA	SHEET NUMBER: GA of	REVISION NUMBER: 1