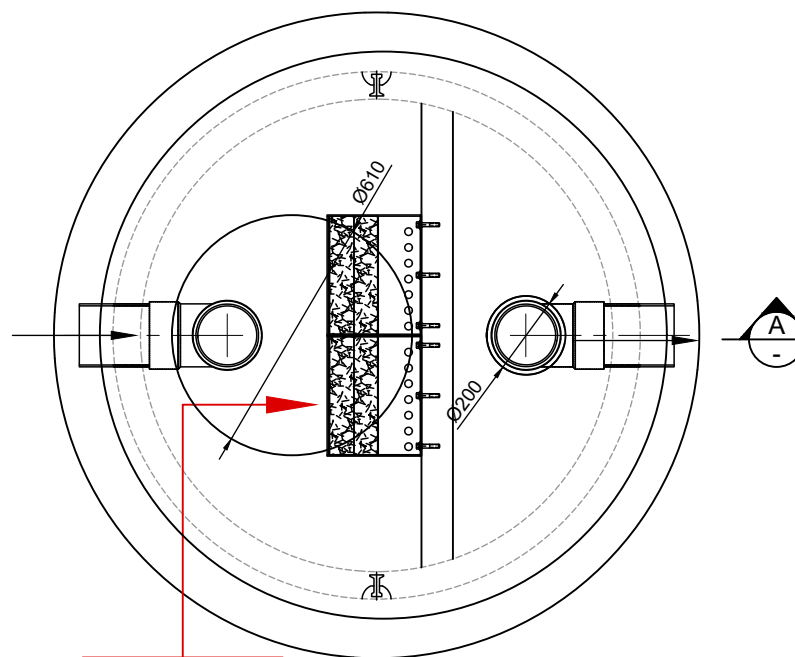
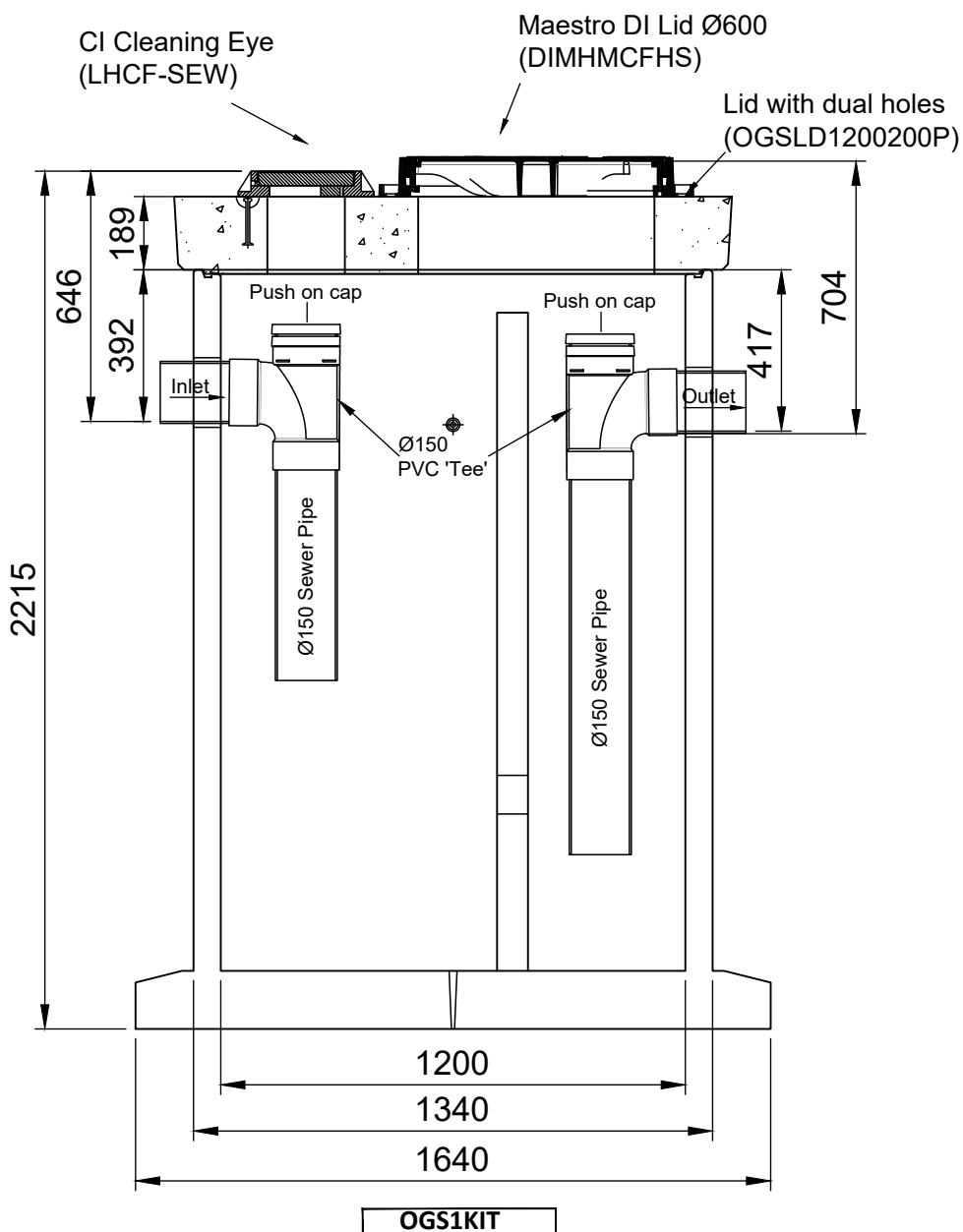


**Plan**  
Scale 1:20



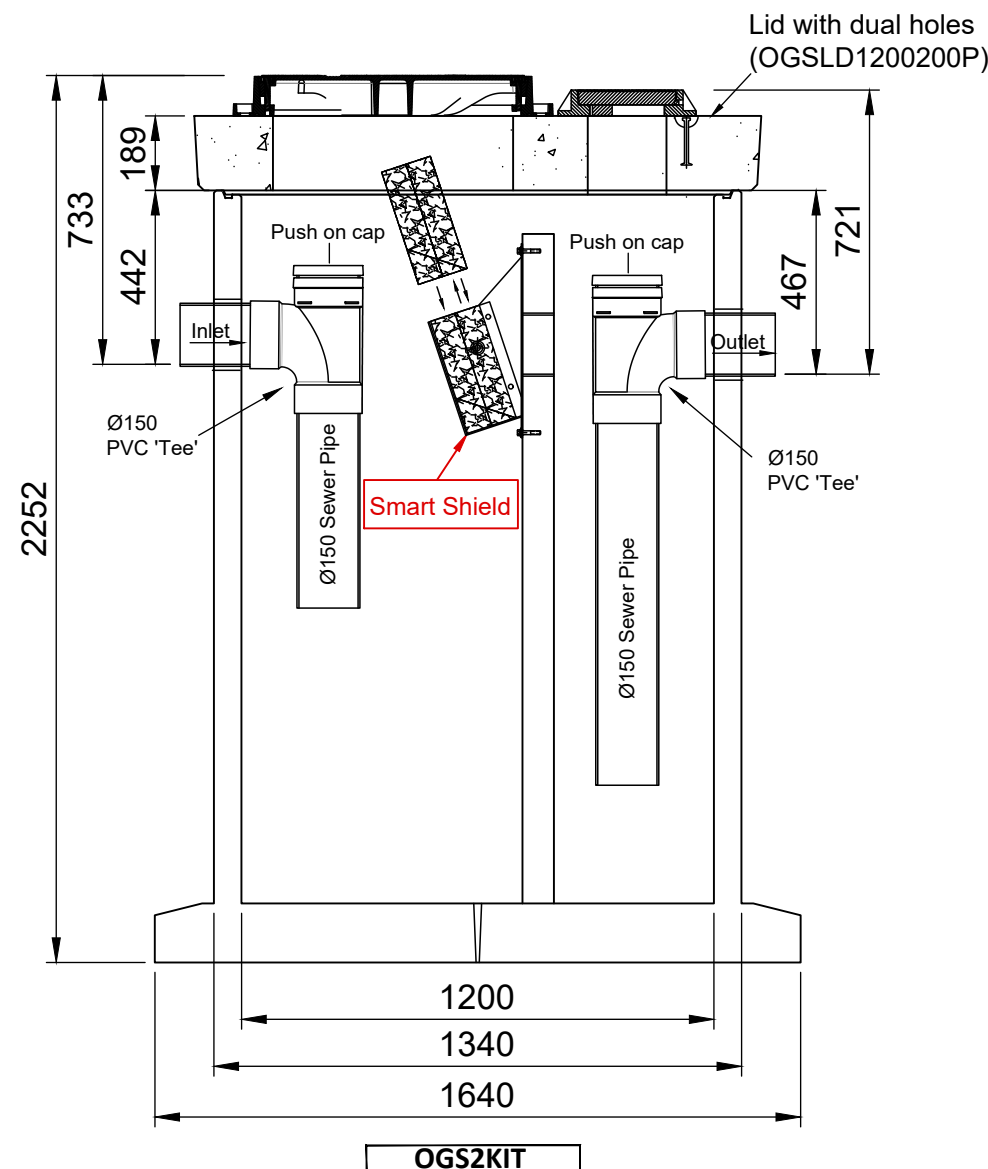
Smart Shield

**Plan**  
Scale 1:20



OGS1KIT

**Section 'A-A'**  
Scale: 1:20



OGS2KIT

**NOTES:**

1. Designed for HD60 Vehicle Load
2. Finish: F3 as per NZS3114.

**MATERIALS**

VOL (m<sup>3</sup>/unit) =  
WT (ton/unit) =  
CODE = As Noted

**REVISIONS**

REV #	REVISION DESCRIPTION	DATE	DRAWN
1	Issued For Constuction	31 March 2020	GH
2	Addition Of Bend Schedule For Lid	09-12-21	RD.
3	Lid Opening Revised Bending Schedules Added - IFC	24 May 2023	Z.S
4	Clenaing Eye Code Changed From LHCF To LHCF-SEW	17 Dec 24	GH
5	Updated Lid Opening And Frame And Cover	10 Jan 2025	S.A
---	---	---	---
---	---	---	---

PO Box 58142, Botany, Auckland, 2163  
Tel: 09-274 0316  
Fax: 09-272 7485  
email: technicalservices@hynds.co.nz



©2020 HYNDS PIPE SYSTEMS LTD  
This drawing is the property of Hynds Pipe Systems Limited. Not to be disclosed to any other person without permission from Hynds Pipe Systems Limited. It is submitted for use only in connection with proposals and contracts of Hynds Pipe Systems Limited upon the express condition that it is not to be reproduced or copied in any form. Data to be used only with reference to products manufactured and supplied by Hynds Pipe Systems Limited.

**ISO 9001 CERTIFIED MANAGEMENT SYSTEM**

**PROJECT DESCRIPTION:**

Hynds Pipe Systems  
-  
Smart Chamber System  
Pinnacle Manhole Option

**SERVICE DETAIL:**

Smart Chamber - OGS1 & OGS2 Kits  
Duel Flanged Base System  
Pinnacle FB Manhole Ø1200 x 1800  
General Arrangement

**REFERENCE/QUOTE NUMBER:**

DRAWN: GH	DESIGN: HJ	CHECKED: -
SIGNATURE:	SIGNATURE:	SIGNATURE:
SCALE: As Shown	Note: Do not scale drawing if in doubt <b>ASK!!!</b>	DATE: <b>18-Dec-2024</b>
PAPER SIZE: A3		
DRAWING NUMBER: <b>T7636 1</b>	SHEET NUMBER: <b>1 of --</b>	REVISION NUMBER: <b>3</b>