

Streetware

Product Catalogue 2024



CONTENTS

DUCTILE IRON

DUCTILE IRON HINGED ACCESS COVERS

Maestro	6
• Available Nationally	
• Available Regionally	
Twino	8
• Available Nationally	
• Available Regionally	
Maximo	9
Solo	10
Brio	10

DUCTILE IRON BOLT DOWN ACCESS COVERS & GRATES

GBRE	11
TP800	12
Accio	12

DUCTILE IRON STORMWATER SUMP GRATES

Slam Lock Hydro Grates	13
Hydro Grates	14
Specific Regional Grates	14

DUCTILE IRON SERVICE BOXES

Ductile Iron Service Boxes	15
----------------------------	----

CAST IRON

CAST IRON ACCESS COVERS

Access Covers	18
Specific Regional Covers	19
• Available Regionally	

CAST IRON INSPECTION COVERS

Screw Down Inspection Covers	20
------------------------------	----

CAST IRON GRATES

Cast Iron Grates	21
------------------	----

CAST IRON STORMWATER GRATES

Cast Iron Sump Grates	22
NZTA Motorway Grate	23
Kerb Backing Plate	23
Available Regionally	23

CAST IRON SERVICE BOXES

Nationally Available Service Boxes	24
• Rectangular	
• Valve	
• Lamphole	
• Toby	
Regional Service Boxes	26
• Hamilton	
• Napier	
• Palmerston North	
• Wellington	
• Nelson	
• Dunedin	
• Invercargill	

STAINLESS STEEL SAFETY GRILLES

STAINLESS STEEL SAFETY GRILLES

Safety Grilles For Cast Iron Access Covers	30
Safety Grilles For Ductile Iron Access Covers	30

GALVANISED MILD STEEL COVERS AND GRATES

GMS XPAVE INFILLED COVERS

Paver Infill Covers	32
---------------------	----

GMS HEELPROOF GRATES

Heelproof Sump Grates	33
• Square Grates - Class A	
• Square Grates - Class D	
• Rectangular Grates - Class A	
• Rectangular Grates - Class D	
Kerb Backing Plate	35

COMPOSITE WATER METER CHAMBER

COMPOSITE WATER METER CHAMBERS

Composite Water Meter Chamber	37
-------------------------------	----

ACCESSORIES

ACCESS COVER LIFTING TOOLS

Access Cover Lifting Tools	39
----------------------------	----



ABOUT HYNDS

New Zealand's premier product supplier for the management of water and water-based waste. Supplying New Zealand's infrastructure through innovation and partnership.

Overview

Established in 1973 Hynds Limited is a large privately owned New Zealand manufacturer and distributor of products for the management of water and water-based waste in the civil and rural infrastructure industry.

Hynds Pipe Systems is the largest operating unit in the group with seven production plants manufacturing spun and precast concrete products; a nationwide network of 35 merchant branches; a fleet of over 70 trucks, and over 40,000 product lines available.

Commitment to quality management and accredited operating systems

Hynds maintains an independently audited third party accreditation for the ISO9001 certified quality management systems, and follow founding policies that underpin commitment and performance outcomes to achieve our organisational vision and values. 'S' Mark accreditation is maintained by regular audits.

We also require the same quality commitment from our global suppliers for castings and composite products.

How To Find Us

For information about any product not shown in this price catalogue, please do not hesitate to contact your nearest Hynds Branch or phone 0800 WE PIPE (93 7473)

Further information and our full comprehensive range of product can be viewed on www.hynds.co.nz










Hynds supplies a range of Streetware products that meet the requirements of recognised International Standards such as AS3996 and EN124, while also achieving the needs of Transit NZ's HN-HO-72.

The table below lists the ultimate design load capabilities of the AS3996:2019 Standard.

Load Classes

Australian Standard AS3996:2019

Type	Class	Typical use	Nominal wheel loading (kg)	Serviceability design load (kN)	Ultimate limit state design (kN)
	A	Areas accessible strictly by pedestrians. Not suited to vehicles. Example - residential walkways not accessible by vehicles.	330	6.7	10
	B	Private and shared residential property. Suitable for vehicles accessing driveways and footpaths. Low speed only. Example - residential driveways, cycle trails, residential car parks.	2,670	53	80
	C	Residential roads and car parks trafficable to vehicles. Example - areas with slow moving traffic such as carparks.	5,000	100	150
	D	Major roads in residential areas. Meets HN-HO-72 requirements. Example - major roads, carparks.	8,000	160	240
	E	Arterial roads and motorways. Suitable for all heavy vehicles. Example - motorways, loading docks, warehouses.	13,700	267	400
	F	Loading docks, wharves and airport service taxiways. Example - heavy and high traffic volumes.	20,000	400	600
	G	Airport runways and taxiways, wharves. Example - very heavy loading and high traffic volumes.	30,000	600	900


NOTE:

- A small range of streetware products are designed to Standard EN124. For loading information on EN124, please contact Hynds for more information.
- Loadings are a guide only and don't take into account specific forces and vehicle configurations. If in doubt please contact Hynds regarding clarification and recommendation for the best product to suit your requirements.

DUCTILE IRON

**Ductile (Spheroidal Graphite) Grade 500/7.
Innovative, Lightweight, Robust.**

Hynds' Ductile Iron range is Internationally recognised and utilises all the latest trends to offer cutting edge design and quality manufacture. Ductile Iron castings are lighter than traditional Cast Iron, but achieve higher load ratings.



DUCTILE IRON HINGED ACCESS COVERS

The Ductile Iron hinged access cover range is designed for use in high intensity traffic environments where strength, performance, and stability are priorities. This range is supplied by EJ. We have some specific council designs within the range for Tauranga, Wellington, Nelson, and Christchurch City Councils.

- ▶ Exceeds HN-HO-72
- ▶ Complies with AS3996:2019 to Class E400
- ▶ Non rock stability through either a composite ring or an unbroken 360 degree EPDM seal.
- ▶ Cover locks open at 90 degrees
- ▶ Personalisation available (e.g. Council logo)

MAESTRO

The Maestro 600mm clear opening hinged access cover features a 360° EPDM sealing rubber, suitable for stormwater and wastewater applications. Three torsion bar design for security in high intensity traffic environments. Load rated to 400kN.

AVAILABLE NATIONALLY



FIG. 1 DIMHMCFHS



FIG. 2 DIMHMLCFHS



FIG. 3 DIMHMCFHS-X



FIG. 4 DIMHLK



FIG. 5 DIMHMCFHS-S

Code	Description
DIMHMCFHS	Maestro Access Cover Ø600 Hynds
DIMHMLCFHS	Maestro Access Cover Ø600 Unbranded, Locking
DIMHMCFHS-X	Maestro Access Cover Ø600 Unbranded
DIMHLK	Locking Key for Hinged Access Covers
DIMHMCFHS-S	Maestro EPDM Seal only

AVAILABLE REGIONALLY

► Tauranga City Council



FIG. 6 DIMHMCFTCCSTW



FIG. 7 DIMHMCFTCCWW

Code	Description
DIMHMCFTCCSTW	Maestro Access Cover Ø600 Stormwater
DIMHMCFTCCWW	Maestro Access Cover Ø600 Wastewater

► Wellington City Council



FIG. 8 DIMHMCFSSTWWCC



FIG. 9 DIMHMCFSSEWWCC

Code	Description
DIMHMCFSSTWWCC	Maestro Access Cover Ø600 Stormwater
DIMHMCFSSEWWCC	Maestro Access Cover Ø600 Sewer

► Nelson City Council



FIG. 10 DIMHMCFSSTWNCC



FIG. 11 DIMHMCFSWTWNCC

Code	Description
DIMHMCFSSTWNCC	Maestro Access Cover Ø600 Stormwater
DIMHMCFSWTWNCC	Maestro Access Cover Ø600 Wastewater

► Christchurch City Council



FIG. 16 DIMHMCFSSTWCCC



FIG. 17 DIMHMCFSWTWCCC

Code	Description
DIMHMCFSSTWCCC	Maestro Access Cover Ø600 Stormwater
DIMHMCFSWTWCCC	Maestro Access Cover Ø600 Wastewater

TWINO

The Twino is a multipurpose 600mm clear opening hinged access cover, with twin parallel torsion spring bars. We have three versions available: Standard, Lockable, and Vented (with provision for mudpans). Designed for use in low to medium density traffic environments. Load rated to 400kN.

AVAILABLE NATIONALLY



FIG. 12 DIMHTCFHS



FIG. 13 DIMHTCFHS-SW



FIG. 14 DIMHTCFHS-WW



FIG. 15 DIMHTCFHS-R (Frame not included)

Code	Description
DIMHTCFHS	Twino Access Cover Ø600
DIMHTCFHS-SW	Twino Access Cover Ø600 Stormwater
DIMHTCFHS-WW	Twino Access Cover Ø600 Wastewater
DIMHTCFHS-R	Twino Plastic Anti-Rattle Ring (Frame not included)

AVAILABLE REGIONALLY

► Christchurch City Council



FIG. 18 DIMHTVCFHSSWWCCC



FIG. 19 DIMHTVMP

Code	Description
DIMHTVCFHSSWWCCC	Twino Access Cover Ø600 Vented Wastewater
DIMHTVMP	Mudpan for Vented Twino

MAXIMO

The Maximo is an 800mm clear opening, hinged, bolt down, and sealed access cover. The gas strut reduces the lifting effort to 15kg. Designed for use in high intensity traffic environments. Load rated to 400kN.




FIG. 20 DIMHMAXCFHS



FIG. 21 DIMHMAXSTRUT




FIG. 22 DIMHMAXCFHS-S

Code	Description
DIMHMAXCFHS	Maximo Access Cover Ø800
DIMHMAXSTRUT	Maximo Gas Strut Replacement
DIMHMAXCFHS-S	Maximo Ø800 Seal Chloroprene Rubber Replacement

NOTE: 900mm clear opening Maximo covers are available by indent order only.

SOLO

The Solo hinged access cover is available with either a solid top or grated cover. Both are 600mm clear opening and are hinged for easy access. The solid top cover is also locked down for security. These models are specifically designed to suit the higher loadings associated with Ports and Airports. Load rated to 900 kN.



FIG. 23 GATSTDI600F



FIG. 24 GATGFDI600F



FIG. 25 DIMHLK

Code	Description
GATSTDI600F	Solo Access Cover Ø600 Class F/G
GATGFDI600F	Solo Grate Ø600 Class F/G
DIMHLK	Locking Key for Access Covers

BRIO

The Brio 600mm hinged stormwater grate is designed for use where surface drainage and access are required in intense traffic areas. Load rated to AS3996:2019 Class E400 and EN124 Class D400. The Brio 700mm access cover is ideal when a larger opening is required.



FIG. 26 DIMHBGFH



FIG. 27 DIMHBCF700H



FIG. 28 DIMHLK

Code	Description
DIMHBGFH	Brio Grate Ø600 Locking
DIMHBCF700H	Brio Access Cover Ø700 Locking
DIMHLK	Locking Key for Access Covers



DUCTILE IRON BOLT DOWN ACCESS COVERS & GRATES

The GBRE and TP800 bolt down access covers are designed for use in applications where higher back pressure ratings are required.

- ▶ Meets HN-HO-72 requirements
- ▶ High security Barri Bolts available on request
- ▶ Complies with both AS3996:2019 and EN124 Standards

GBRE

The GBRE is a conventional type 600mm bolt down and sealed access cover designed specifically for use in back pressure situations. Covers are load rated to EN-124 Class D400, and feature a Chloroprene rubber seal. GBREV6 is rated to handle 2 Bar back pressure.

Code	Description
DIMHGBREV6	GBREV6 (6 bolts) Access Cover Ø600 Sealed 2 Bar



FIG. 29 DIMHGBREV6

TP800

The TP800 range of conventional 600mm bolt down covers and grates are for lighter traffic conditions. They are load rated to EN-124 Class C250, and as such they meet the NZTA requirement for HN-HO-72. The covers will also handle back pressure to 1 Bar.



FIG. 30 DIMHCFTP800



FIG. 31 DIMHCFTP800-SEW



FIG. 32 DIMHCFTP800-STW

Code	Description
DIMHCFTP800	TP800 Access Cover Ø600 Bolt Down
DIMHCFTP800-SEW	TP800 Access Cover Ø600 Bolt Down Sewer
DIMHCFTP800-STW	TP800 Access Cover Ø600 Bolt Down Stormwater
DIMHGFTP800	TP800 Grate Ø600 Bolt Down



FIG. 33 DIMHGFTP800

ACCIO

Accio is a conventional bolt down cover suitable for transit loadings. Load rated to Class D240 in AS3996:2019 they also meet the requirements for HN-HO-72. Accio is available in 500mm and 600mm clear openings.



FIG. 34 DIMHSTCF500




FIG. 35 DIMHSTSCFD



FIG. 36 DIMHSTSTCFD

Code	Description
DIMHSTCF500	Accio Access Cover Ø500 Class D
DIMHSTSCFD	Accio Access Cover Ø600 Class D Sewer
DIMHSTSTCFD	Accio Access Cover Ø600 Class D Stormwater



DUCTILE IRON STORMWATER SUMP GRATES

The Hydro range of Ductile Iron stormwater grates offer improved capture, cycle friendliness, and a high traffic loading capability.

- ▶ Slam lock or bolt down for security
- ▶ Improved hydraulic capture
- ▶ Cycle friendly
- ▶ Designed to suit standard concrete sumps
- ▶ Complies to AS/NZS3996:2019
- ▶ Rated to Class D240 to meet HN-HO-72 Transit requirements

SLAM LOCK HYDRO GRATES

Developed to improve the safety of roadside sump grates, the Slam Lock Hydro Grate range provides security but also allows ease of access for maintenance.




FIG. 37 DIHSTGFD8045SL




FIG. 38 DIHSTGFD8045SL

Code	Description
DIHSTGFD8045SL	Hydro Slam Lock Stormwater Grate 675 x 450mm
DIHSTGFD8045SL	Hydro Slam Lock Stormwater Grate 800 x 450mm

HYDRO GRATES

Our traditional bolt down Hydro Grate range.



FIG. 39 DIHSTGFD450450



FIG. 40 DIHSTGF535340WC




FIG. 41 DIHSTGFD580350C




FIG. 42 DIHSTGFD580350W

Code	Description
DIHSTGFD450450	Hydro Stormwater Grate 450 x 450mm
DIHSTGF535340WC	Hydro Stormwater Grate 535 x 450mm (WCC)
DIHSTGFD580350C	Hydro Stormwater Grate 580 x 350mm Concave
DIHSTGFD580350W	Hydro Stormwater Grate 580 x 350mm Wide Frame

SPECIFIC REGIONAL GRATES




FIG. 43 DIC450520GFS





FIG. 44 DICC500450WGF

Code	Description
DIC450520GFS	DI Grate & CI Frame 450 x 520mm
DICC500450WGF	DI Grate & CI Frame 500 x 450mm Wobbly



DUCTILE IRON SERVICE BOXES

Our innovative new range of Ductile Iron Service Boxes feature a Slam Locking design that allows for ease of access while providing secure closure and consistent performance. They comply with AS3996:2019 Class D240kN and are marked for the popular underground services.

- ▶ Slam locking cover for secure closure
- ▶ Complies with AS3996:2019 Class D240
- ▶ Rectangular service boxes for FH, RE, WM, WW, Pressure Sewer
- ▶ Square service boxes for SV, PV, V, WW

DUCTILE IRON SERVICE BOXES

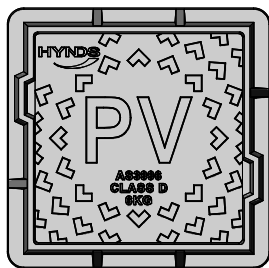


FIG. 45 SBDI2222PV

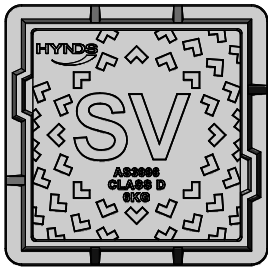


FIG. 46 SBDI2222SV

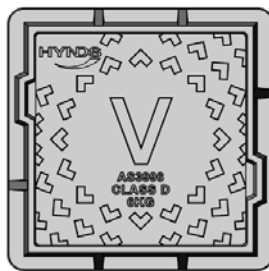


FIG. 47 SBDI2222V

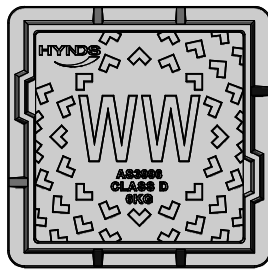


FIG. 48 SBDI2222WW

Code	Description
SBDI2222PV	"PV" Service Box 225 x 225mm
SBDI2222SV	"SV" Service Box 225 x 225mm
SBDI2222V	"V" Service Box 225 x 225mm
SBDI2222WW	"WW" Service Box 225 x 225mm




FIG. 50 SBDI3823FH

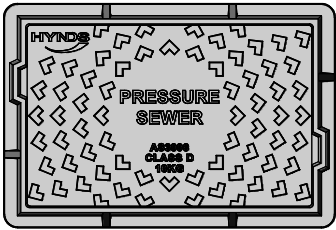


FIG. 51 SBDI3823PS




FIG. 52 SBDI3823RE




FIG. 53 SBDI3823WM





FIG. 54 SBDI3823WW

Code	Description
SBDI3823FH	"FH" Service Box 380 x 230mm
SBDI3823PS	"Pressure Sewer" Service Box 380 x 230mm
SBDI3823RE	"RE" Service Box 380 x 230mm
SBDI3823WM	"WM" Service Box 380 x 230mm
SBDI3823WW	"WW" Service Box 380 x 230mm

CAST IRON

**Gray (Flake Graphite) Grade T220.
Traditional, Robust, Reliable.**

Traditional Cast Gray Iron castings have been used historically for over 100 years. With demand for lighter and more complex grate and cover designs, Cast Iron castings are steadily being superseded by Ductile Iron alternatives.



CAST IRON ACCESS COVERS

Hynds offer a traditional range of Cast Iron access covers to suit standard municipal requirements.

- ▶ 450mm and 500mm clear opening
- ▶ Flat and spigoted frames available
- ▶ Load rated to Class B and Class D in AS3996:2006

ACCESS COVERS



FIG. 55 CI450CF



FIG. 56 CIMHCFLD



FIG. 57 CIMHCFLD-SP



FIG. 58 CIMHCFHD



FIG. 59 CIMHCFHD-SP

Code	Description
CI450CF	Access Cover Ø450 Light Duty Class B
CIMHCFLD	Access Cover Ø500 Light Duty Class B
CIMHCFLD-SP	Access Cover Ø500 Light Duty Class B Spigot
CIMHCFHD	Access Cover Ø500 Heavy Duty Class D
CIMHCFHD-SP	Access Cover Ø500 Heavy Duty Class D Spigot

SPECIFIC REGIONAL COVERS

Hynds offer a regional range of traditional access covers to meet local council requirements.

AVAILABLE REGIONALLY



FIG. 60 CIMHCFS




FIG. 61 CICBUBCF




FIG. 62 CIC375375LFS

► Christchurch

Code	Description
CIMHCFS	Diagonal Split Access Cover 562 x 434mm
CICBUBCF	Bubble Up Access Cover 255 x 155mm
CIC375375LFS	Square Access Cover 375 x 375mm



CAST IRON INSPECTION COVERS

Hynds offer a range of traditional inspection covers for access to grease traps, electrical pits, and other places where regular maintenance is required.

- ▶ Stainless steel allen head screws lock cover down
- ▶ Can be watertight with the addition of silicon sealant
- ▶ Load rated to Class B in AS3996:2006

SCREW DOWN INSPECTION COVERS



FIG. 63 CII300300CF




FIG. 64 CII450450CF




FIG. 65 CII600450CF

Code	Description
CII300300CF	Cover 300 × 300mm Class B
CII450450CF	Cover 450 × 450mm Class B
CII600450CF	Cover 600 × 450mm Class B
CII600600CF	Cover 600 × 600mm Class B



FIG. 66 CII600600CF



CAST IRON GRATES

Hynds offer a range of circular stormwater grates for manhole frames.

- ▶ 450mm or 500mm clear opening
- ▶ Flat and spigot frames available
- ▶ Load rated to Class B and Class D in AS3996:2006

CAST IRON GRATES



FIG. 67 CI450GF



FIG. 68 CIMLDGF



FIG. 69 CIMLDGF-SP




FIG. 70 CIMHDGF



FIG. 71 CIMHDGF-SP

Code	Description
CI450GF	Grate Ø450 Light Duty
CIMLDGF	Grate Ø500 Light Duty Class B
CIMLDGF-SP	Grate Ø500 Light Duty Class B Spigot
CIMHDGF	Grate Ø500 Heavy Duty Class D
CIMHDGF-SP	Grate Ø500 Heavy Duty Class D Spigot



CAST IRON STORMWATER GRATES

► Load rated Class B, Class C, Class D in AS3996:2006

Hynds offer a range of stormwater grates, to suit concrete sumps and catchpits.

NOTE: Items in this range may have been discontinued, refer to the new range of Ductile Iron grates.

CAST IRON SUMP GRATES



FIG. 72 CIC300300GF



FIG. 73 CIC300450GF



FIG. 74 CIC450450GF



FIG. 75 CIC675450GF



FIG. 76 CIC675450B



FIG. 77 CIC675450AS

Code	Description
CIC300300GF	DI Grate 300 x 300mm CI Frame Class C
CIC300450GF	Grate 450 x 300mm Class C
CIC450450GF	Grate 450 x 450mm Class B
CIC675450GF	Grate 675 x 450mm Class D
CIC675450B	Bracket for CIC675450GF
CIC675450AS	Allen Screw for CIC675450B Bracket (2 required)
CIC675450HDGF	Grate 675 x 450mm Class D Heavy Duty
CIC675450G	Replacement Grate Curved Underside (for CIC675450GF)
CIC675450GAG	Replacement Grate Flat Underside (for CIC675450GF)



FIG. 78 CIC675450HDGF

NZTA MOTORWAY GRATE

Code	Description
CIC675450WCC	NZTA Motorway Grate 675 x 450mm



FIG. 79 CIC675450WCC

KERB BACKING PLATE

Code	Description
CIKBP	CI Kerb Backing Plate 780 x 165mm

NOTE: Alternative kerb backing plate available in galvanised steel for mountable kerbs. Refer to page 35.




FIG. 80 CIKBP

AVAILABLE REGIONALLY

► Lower North Island




FIG. 81 CICHDFGS




FIG. 82 CIHDFG-WCC

Code	Description
CICHDFGS	Transverse Grate 640 x 410mm Heavy Duty Class D
CIHDFG-WCC	Longitudinal Grate 585 x 365mm Heavy Duty Class D

► Christchurch




FIG. 83 CIC300300GFS




FIG. 84 CIC375375GFS

Code	Description
CIC300300GFS	Grate 300 x 300mm
CIC375375GFS	Grate 375 x 375mm

► Dunedin

Code	Description
CIMTDCCGF	Grate for #2 Mud Tank 593 x 387mm Class D





FIG. 85 CIMTDCCGF



CAST IRON SERVICE BOXES

Hynds supply Cast Iron service boxes to meet regional and municipal council requirements.

NOTE: Items in this range may have been discontinued, refer to the new Ductile Iron Service Box range.

NATIONALLY AVAILABLE SERVICE BOXES

RECTANGULAR



FIG. 88 BFHCIC




FIG. 89 BFHCICH



FIG. 90 BRFHCICH



FIG. 91 BMCIC



FIG. 92 BMCICH



FIG. 93 BRECIC

Code	Description
BFHCIC	"FH" Service Box 405 × 255mm Class B
BFHCICH	"FH" Service Box 400 × 255mm Class D
BRFHCICH	"FH" Roadway Service Box 405 × 250mm Class D
BMCIC	"Meter" Service Box 405 × 255mm Class B
BMCICH	"WM" Service Box 400 × 245mm Class D
BRECIC	"RE" Service Box 405 × 255mm Class B
BRECICH	"RE" Service Box 405 × 245mm Class D




FIG. 94 BRECICH

VALVE



FIG. 95 BPVCIC



FIG. 96 BSVCIC



FIG. 97 BVCIC



FIG. 98 BVCICLH



FIG. 99 BVCIR150

Code	Description
BPVCIC	"PV" Service Box 255 × 235mm Class B
BSVCIC	"SV" Service Box 255 × 235mm Class B
BVCIC	"V" Service Box 255 × 235mm Class B
BVCICLH	"V" Service Box 255 × 235mm Large Heavy Duty
BVCIR150	"V" Service Box Ø150

LAMPHOLE



FIG. 100 LHCF-SEW



FIG. 101 LHCF-STW



FIG. 102 LHFC

Code	Description
LHCF-SEW	Lamphole Box Ø225 Sewer
LHCF-STW	Lamphole Box Ø255 Stormwater
LHFC	Lamphole Box Ø250 Standard

TOBY



FIG. 107 TOBY100SQ-PF



FIG. 108 TOBY150SQ-PF

Code	Description
TOBY100SQ-PF	Toby Service Box 100 x 100mm with Hinged Cover
TOBY150SQ-PF	Toby Service Box 150 x 150mm with Hinged Cover

REGIONAL SERVICE BOXES

Hynds offer a range of regional Cast Iron service boxes previously supplied by local foundries.

NOTE: Items in this range may have been discontinued, refer to the new Ductile Iron Service Box range.

HAMILTON




FIG. 104 BVCIC-H




FIG. 105 BMCIC-H



FIG. 106 BFHCIC-H

Code	Description
BVCIC-H	"V" Service Box 240 x 195mm
BMCIC-H	"Meter" Service Box 445 x 220mm
BFHCIC-H	"FH" Service Box 400 x 250mm

NAPIER




FIG. 109 BFHCIC-NAP



FIG. 110 BSVICINAP




FIG. 111 TOBYSQ-NAPIER

Code	Description
BFHCIC-NAP	"FH" Service Box 400 x 254mm
BSVICINAP	"SV" Service Box 253 x 203mm
TOBYSQ-NAPIER	Toby Service Box 100 x 100mm

PALMERSTON NORTH



FIG. 112 BSVICIC-N




FIG. 113 BFHCIC-PNCC




FIG. 114 BWCISC

Code	Description
BSVICIC-N	"SV" Service Box 250 x 245mm Shallow
BFHCIC-PNCC	"FH" Service Box 405 x 250mm Shallow
BWCISC	"Water" Service Box 405 x 250mm Shallow

WELLINGTON



FIG. 115 BSVICIC-WCC




FIG. 116 HYDBSL-WCC

Code	Description
BSVICIC-WCC	"SV" Service Box Ø104
HYDBSL-WCC	"FH" Service Box 381 x 237mm with Split Lid

NELSON



FIG. 117 VBCCON



FIG. 118 BSCIC-N



FIG. 119 BSCWCIC-N

Code	Description
VBCCON	"SV" Service Box Ø120 Conical
BSCIC-N	"Sewer" Service Box 400 x 252mm
BSCWCIC-N	"Stormwater" Service Box 400 x 252mm

DUNEDIN



FIG. 120 CIDCCCI193



FIG. 121 CIDCCCI219



FIG. 122 CIDCCCL255

Code	Description
CIDCCCI193	Service Box Ø193
CIDCCCI219	Service Box Ø219
CIDCCCL255	Service Box Ø255 Lamphole

INVERCARGILL





FIG. 123 TOBYCI-ICC

Code	Description
TOBYCI-ICC	Toby Service Box Ø120

SAFETY GRILLES

Stainless Steel (316L)
Robust, Safe, Easy-Fit

Introduced following a tragic incident Safety Grilles have become an integral part of access cover installations. These Safety Grilles are easy and quick to install, and are available for most round access covers. Bespoke Grilles available on request.



STAINLESS STEEL SAFETY GRILLES

This range of Safety Grilles have been designed to prevent accidental entry into a manhole.

SAFETY GRILLES FOR CAST IRON ACCESS COVERS



FIG. 124 MHG0500SSI-LD



FIG. 125 MHG0500SSI-HD

- ▶ Manufactured from 316 Stainless Steel
- ▶ Can be fitted to existing or new manholes
- ▶ Easily removed when access is required
- ▶ Watercare approved
- ▶ Made in New Zealand
- ▶ Load tested to Class A in AS3996:2019
- ▶ Alternative sizes available on request

Code	Description
MHG0500SSI-LD	Safety Grille Ø500 Light Duty Impact
MHG0500SSI-HD	Safety Grille Ø500 Heavy Duty Impact

SAFETY GRILLES FOR DUCTILE IRON ACCESS COVERS




FIG. 126 MHG0600CSSM

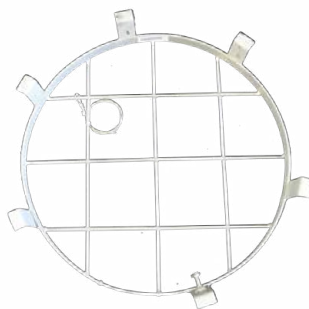


FIG. 127 MHG0600CSSTK

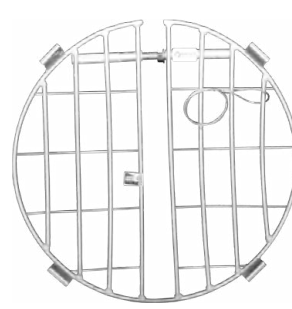


FIG. 128 MHG0600SSI-A

Code	Description
MHG0600CSSM	Safety Grille Ø600 for Maestro Caliber
MHG0600CSSTK	Safety Grille Ø600 for Twino and Korum Caliber
MHG0600SSI-A	Safety Grille Ø600 for Accio Impact
MHG0600SSI-M	Safety Grille Ø600 for Maestro Impact



FIG. 129 MHG0600SSI-M

GALVANISED MILD STEEL COVERS AND GRATES

Versatile infilled access covers that blend in with their surroundings, or HeelProof grates for pedestrian traffic areas, are both ideal for your high profile streetscapes.



GMS XPAVE INFILLED COVERS

Paver infilled cover to camouflage access points in pedestrian and trafficable areas.

- ▶ XPAVE has a deep recess to better accommodate pavers
- ▶ Laser cut to ensure precise tolerances
- ▶ Complies with EN124 to Class C 250kN
- ▶ Galvanised Mild Steel in accordance with EN1461.

PAVER INFILL COVERS



FIG. 130 INFILXPAV400400



FIG. 131 INFILXPAV600600



FIG. 132 INFILXPAV700700



FIG. 133 INFILXPAV900900

Code	Description
INFILXPAV400400	XPAVE Infill Cover 400 x 400 x 95mm
INFILXPAV600600	XPAVE Infill Cover 600 x 600 x 95mm
INFILXPAV700700	XPAVE Infill Cover 700 x 700 x 95mm
INFILXPAV900900	XPAVE Infill Cover 900 x 900 x 95mm



GMS HEELPROOF GRATES

The HEELPROOF™ grate is an ideal product for use on common sized concrete sumps and trenches, where pedestrian safety is required.

- ▶ Anti-slip cleat surface for improved slip resistance
- ▶ Narrow openings make the grates safe for all footwear
- ▶ Galvanised Mild Steel for long life
- ▶ Class A and D rated
- ▶ P5 rated for slip resistance to AS4586:2013

HEELPROOF SUMP GRATES

SQUARE GRATES - CLASS A



FIG. 134 GGHS450450AGF



FIG. 135 GGHS610610AGF



FIG. 136 GGHS910910AGF

Code	Description
GGHS450450AGF	HeelProof Grate 450 x 450mm GMS
GGHS610610AGF	HeelProof Grate 610 x 610mm GMS
GGHS910910AGF	HeelProof Grate 910 x 910mm GMS

SQUARE GRATES - CLASS D



FIG. 137 GGHS300300DGF




FIG. 138 GGHS450450DGF



FIG. 139 GGHS610610DGF

Code	Description
GGHS300300DGF	HeelProof Grate 300 x 300mm GMS
GGHS450450DGF	HeelProof Grate 450 x 450mm GMS
GGHS610610DGF	HeelProof Grate 610 x 610mm GMS
GGHS910910DGF	HeelProof Grate 910 x 910mm GMS




FIG. 140 GGHS910910DGF

RECTANGULAR GRATES - CLASS A




FIG. 141 GGHS675450AGF




FIG. 142 GGHS910610AGF

Code	Description
GGHS675450AGF	HeelProof Grate 675 x 450mm GMS
GGHS910610AGF	HeelProof Grate 910 x 610mm GMS

RECTANGULAR GRATES - CLASS D



FIG. 143 GGHS675450DGF




FIG. 144 GGHS910610DGF

Code	Description
GGHS675450DGF	HeelProof Grate 675 x 450mm GMS
GGHS910610DGF	HeelProof Grate 910 x 610mm GMS

KERB BACKING PLATE





FIG. 145 CIKBPSM

Code	Description
CIKBPSM	GMS Kerb Backing Plate 760 x 225mm Mountable

COMPOSITE WATER METER CHAMBER

Composite water meter chambers manufactured from SMC (Sheet Moulded Compound) with high glass fibre content.



COMPOSITE WATER METER CHAMBERS

A Sheet Moulded Composite Chamber rated to Class C150 (AS3996:2019) and designed for easy multiple water meter installations.

- ▶ Manufactured from corrosion resistant materials
- ▶ Compact design to simplify multiple water meter installations
- ▶ Easy access for meter reading
- ▶ Rated for slip resistance to AS4586:2013
- ▶ Complies with Class C150 AS3996:2019

COMPOSITE WATER METER CHAMBER



FIG. 146 WMMBCOMP3WAY



FIG. 147 WMMBCOMP4WAY




FIG. 148 WMMBCOMP5-6

Code	Description
WMMBCOMP3WAY	Water Meter Manifold Box 3 Way
WMMBCOMP4WAY	Water Meter Manifold Box 4 Way
WMMBCOMP5-6	Water Meter Manifold Box 5-6 Way

ACCESSORIES

Where Ductile and Gray Cast Iron access covers require specialist lifting tools Hynds have a range to suit all requirements.



ACCESS COVER LIFTING TOOLS

Our range of lifters are suited to Cast Iron covers or Ductile Iron covers to Standard AS3996:2006.

ACCESS COVER LIFTING TOOLS



FIG. 149 LIDLIFT600T



FIG. 150 LIDLIFTF



FIG. 151 LIDLIFTHD



FIG. 152 LIDLIFTFK



FIG. 153 LIDLIFTUDI



FIG. 154 DIMHLK

Code	Description
LIDLIFT600T	Lid Lifter 600mm T Type
LIDLIFTF	Lid Lifter Folding
LIDLIFTHD	Lid Lifter Heavy Duty
LIDLIFTFK	Lid Lifter Spare Key
LIDLIFTUDI	Lid Lifter Bar DI Cover
DIMHLK	Locking Key for Access Covers

NOTE :

**HYNDS STREETWARE
PRODUCT CATALOGUE**
Issue: January 2024

