

Smartstream Poo Pit Maintenance Shaft

Technical Guide D4.10

A rotomolded lightweight one-piece unit, which eliminates root intrusion and groundwater ingress.



08/15/25 | DRAINAGE | D4.10 SMARTSTREAM POO PIT INSPECTION CHAMBER

Applications

Sewer and stormwater

Inspection chambers

Product Attributes

Welded one piece unit

PE does not suffer from gas attack (either internal or external).

Does not require concrete encasement

Approvals/Standards

AS/NZS 4798(Int), Polyethylene Maintenance Shafts

WSA 137-2013 Maintenance Shafts and Maintenance Chambers for Sewerage in the 150mm and 225mm sizes with PVC RRJ, PVC SWJ and PE Spigot connections

Quality/Environment/Health & Safety

ISO 9001:2015, ISO 14001:2015 and ISO 45001:2018

As part of the Smartstream family of products, the Poo Pit is a lightweight, easy to handle maintenance shaft alternative.

Product Overview

- Lightweight and durable. No heavy lifting equipment required.
- With Poo Pit any combination is possible. Base allows multiple inlets to be attached at any angle between 45° and 315° from the downstream.
- Manufactured to suit all types and sizes of pipe up to 250 mm. Other sizes on request.

Design Specifications

- Typical installation from 600 mm to 3 m invert (subject to local Council specification)
- Rotomolded polyethylene construction.
- Robust 13 mm wall thickness.
- 600 mm spherical base has excellent hydraulic properties.
- All units are pressure tested prior to despatch.
- Range of fittings available to accommodate most sewer line types including: PVC, PE, Clay and AC.
- In order to manufacture the product to customer requirements, a drill order sheet must be completed and sent to Hynds Fabrication through your local branch.

Installation

- Bedding material must be in accordance with local council requirements.
- Connect downstream and ensure that the top of the chamber is level.
- Pack/Tamp to support product.
- Connect upstream(s).
- Backfill and compact.
- Install concrete cover slab and access cover/top hat.
- Refer to diagrams for details.

TABLE 1 Poo Pit configuration examples (*)

Product Code	Description
SMT01602211	100 mm PVC Downstream
SMT01602212	2 Way for 100 mm PVC
SMT01602213	3 Way for 100 mm PVC
SMT01602230	2 Way for 150 mm PVC
SMT01602231	2 Way for 150 mm PVC plus 1 x 100 Inl
SMT01602232	2 Way for 150 mm PVC plus 2 x 100 Inl
SMT01602233	2 Way for 150 mm PVC plus 3 x 100 Inl
SMT01602274	2 Way for 160 mm OD PE
SMT01602275	2 Way for 160 mm OD PE plus 1 x 100 Inl
SMT01602276	2 Way for 160 mm OD PE plus 2 x 100 Inl
SMT01602283	2 Way for 180 mm OD PE
SMT01602284	2 Way for 180 mm OD PE plus 1 x 100 Inl
SMT01602285	2 Way for 180 mm OD PE plus 2 x 100 Inl
SMT01602293	2 Way for 250 mm OD PE
SMT01602294	2 Way for 250 mm OD PE plus 1 x 100 Inl
SMT01602295	2 Way for 250 mm OD PE plus 2 x 100 Inl

(*) Inlet and angle configuration is custom made to provide complete versatility

TABLE 2 Solid Top Round Frames and Covers (Top Hat)

Product Code	Description
BSTOPC375B	Cover 375 mm Class B
BSTOPF375B	Frame 375 mm Class B
BSTOPC375D	Cover 375 mm Class D
BSTOPF375D	Frame 375 mm Class D



FIG. 1 Smartstream Poo Pit installation on a 160 OD PE line



FIG. 2 Smartstream Poo Pit is 100% watertight

GRADE AND ANGLE OF UPSTREAM AND DOWNSTREAM LINES IS ACCOMODATED IN CUSTOM BUILD OF EACH UNIT

UPSTREAM LINES CAN BE POSITIONED AT ANY ANGLE BETWEEN 45° AND 315° FROM THE DOWNSTREAM FOR 150Ø LINES (SHOWN), AND BETWEEN 65° AND 295° FOR 225Ø LINES

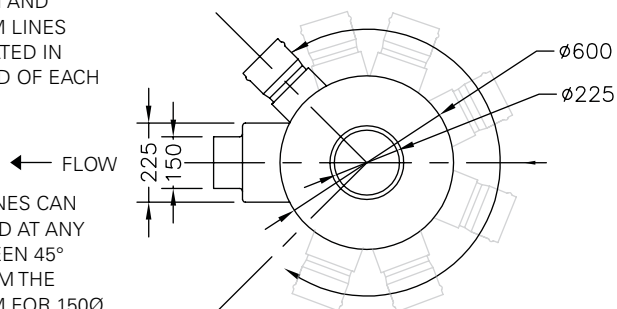


FIG. 3 Plan View (Shows range of upstream angle)

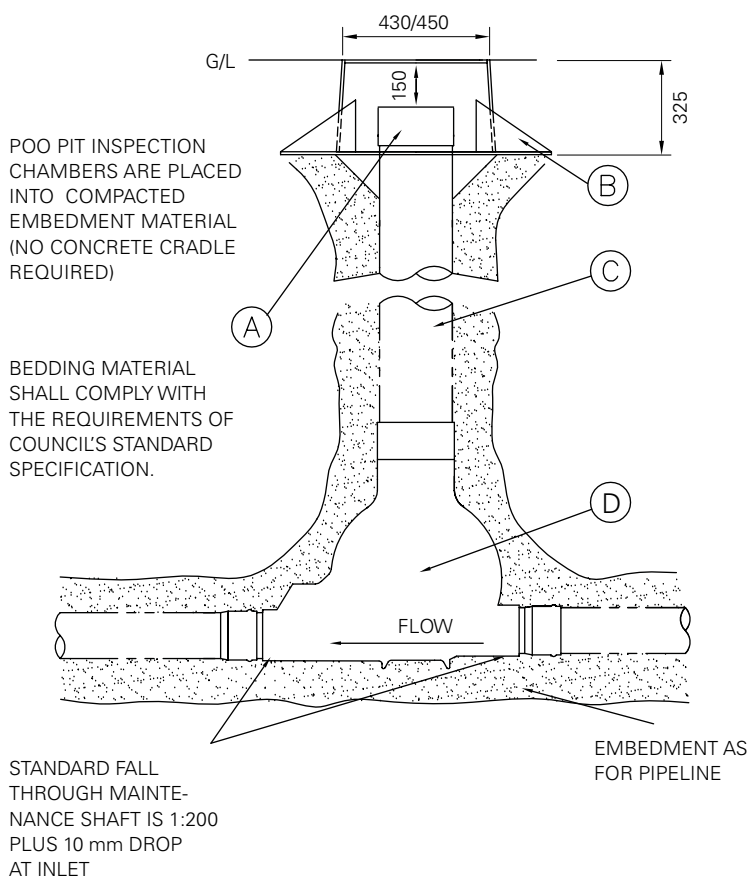


FIG. 4 Side Elevation

JUNCTION CAN BE ATTACHED TO SHAFT DURING MANUFACTURE DEPENDING ON TYPE OF FITTING USED AND DROP HEIGHT

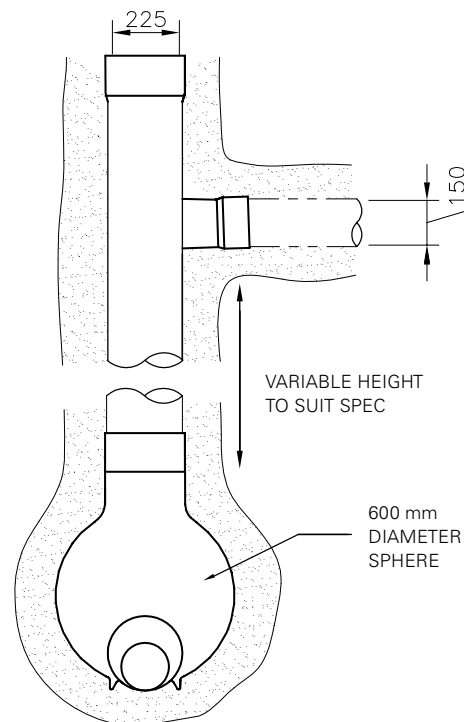
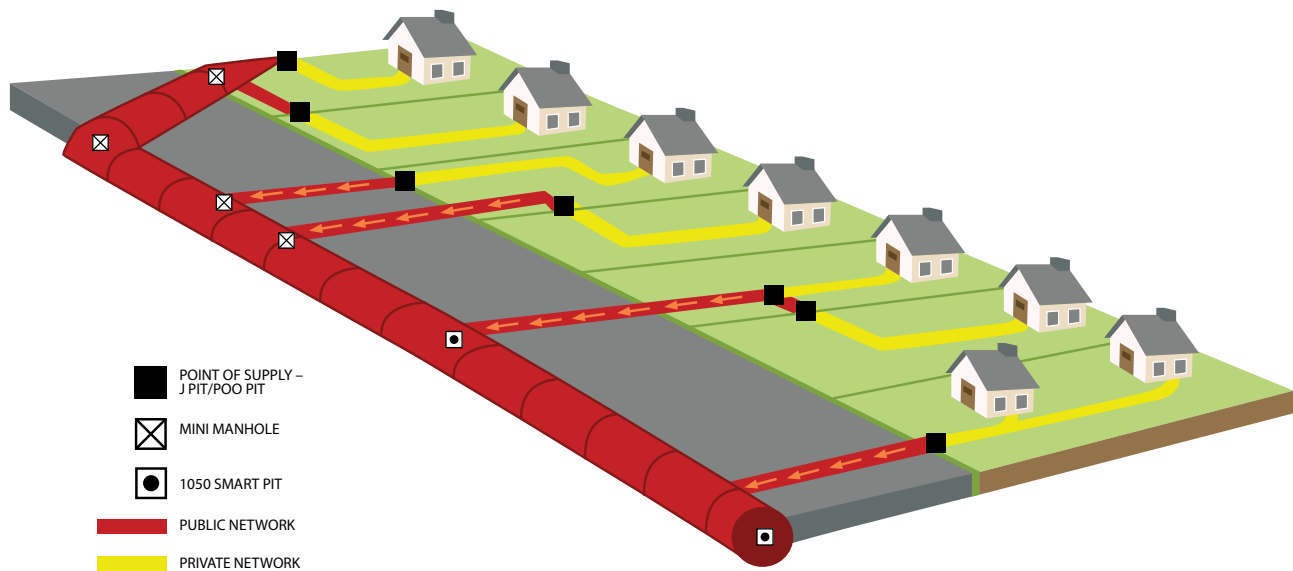


FIG. 5 Front Elevation

TABLE 3 Smartstream Poo Pit Components

Item	Description	Material
A	Vertical riser cap	PVC
B	C.I. trafficable cover/top hat	CAST IRON
C	DN 225 PVC riser shaft	PVC
D	Smartstream Poo Pit	MDPE (Polythylene)

Typical Smartstream Application



Smartstream Family of Products

The Poo Pit is part of the Smartstream family of products, the most complete portfolio of PE solutions for drainage and sewer applications.

J Pit



Poo Pit



Mini Manhole



1050 Smart Pit



Branches Nationwide Support Office & Technical Services 0800 93 7473

Disclaimer: While every effort has been made to ensure that the information in this document is correct and accurate, users of Hynds product or information within this document must make their own assessment of suitability for their particular application. Product dimensions are nominal only, and should be verified if critical to a particular installation. No warranty is either expressed, implied, or statutory made by Hynds unless expressly stated in any sale and purchase agreement entered into between Hynds and the user.